

COMFORTABLE MEETS ECONOMICAL.

**PRESENTING THE NEW MAHINDRA
TOURISTER EXCELO.**



2

1

3

tourister
EXCELO

The new Tourister EXCELO brings to you the best of both worlds - supreme efficiency and incredible comfort. It is an extremely economical vehicle built to deliver performance that will take your business to great heights.

Engineered to perfection, this bus reflects our philosophy of outperformance in more ways than one. Its brand new style, greater fuel efficiency, build quality and low maintenance are proof of this. Which means, it makes every trip as safe as possible.

Tourister EXCELO - 15



ENGINEERED FOR PROFIT AND MILEAGE.

The Tourister EXCELO Regular Bus comes with the advanced CRDe engine in the BS III and BS IV variant as well. This CRDe engine delivers optimum power and superior fuel economy giving you great performance allowing you to enjoy greater profits.

- Better pickup with CRDe technology engine
- Lower noise, vibration and harshness levels for extra comfort
- Better fuel combustion which cuts down fuel wastage and emissions
- Better pulling power

5 / 25 / 32 / 36 / 40






Emergency exit with safety hammer

SAFETY THAT INSPIRES TRUST.

The safety features installed in a Tourister EXCELO Regular Bus do a lot more than just fulfilling government norms.

- Strong tubular structure
- Full metal rear fascia with single piece metal bumper
- 9-piece front fascia with 3-piece FRP grill and bumper corners for easy maintenance
- Full length foot step for extra safety



Bigger grab handles

- Pneumatic brake in Tourister EXCELO 32/36/40
- Two emergency exits
- Anti-skid vinyl flooring with improved slip resistance
- Bigger grab handles on seats
- Larger windshield for all round visibility
- Peep windows on co-driver's side
- Low entry footstep
- First aid kit and fire extinguisher



Peep window on co-driver side



Full metal rear bumper



Full length footstep



COMFORT TO TAKE TIREDNESS AWAY.

This bus offers great comfort for the driver and a relaxing experience for the passengers.

- Power steering in 32, 36 and 40 seater
- Easily accessible controls
- Superior suspension
- Driver steps and grab handles at convenient locations
- Pad type sun visor and bottle holder
- Specially optimised suspension
- Spacious gangway
- Provision for speakers
- Side dickey for utility



ECONOMICAL YET STYLISH.

The style of the Tourister EXCELO Regular Bus is sure to turn a lot of heads. It has been designed to reflect the times, with features that make it a benchmark for other regular buses.

- Grey vinyl flooring with small button type pattern
- Attractive front and rear fascia
- Vibrant seat upholstery
- Bright and airy interiors




MAINTENANCE THAT'S LOW ON EXPENSE AND EFFORT.

Just like any other Mahindra vehicle, the Tourister EXCELO Regular Bus is also easy to maintain. It is built to deliver smooth performance and last long.


- Tried and tested Mahindra CRDe engine
- High fuel efficiency; best-in-class mileage
- Easily available spare parts
- Square headlamps which are easily available at a reasonable price
- Full metal rear fascia with single piece metal bumper
- 9-piece front fascia with 3-piece FRP grill and bumper corners for easy maintenance
- Battery box in saloon for ease of maintenance and theft prevention

Vinyl flooring

Utility box on the side



Battery box in saloon



CELL PHONE CHARGING



Mobile charging point

ECU



Covered ECU panel



SERVICE THAT COMES TO YOU WHEN NEEDED.

On the rare occasion that your Tourister EXCELO Regular Bus needs assistance, a well networked service team will be ready to attend to you round-the-clock.

- Over 80 state-of-the-art dealerships with fully covered workshops and dormitories for the drivers
- NOW: India's first multi-lingual, 24X7, on-road assistance service
- Fast response centres for faster spares services
- NOW mobile workshops
- NOW service vans
- Exclusive LCV and bus parts warehouse in Hyderabad and also at other strategic business unit centres

now
 1800-200-3600
 020-27473600
 24/7 VEHICLE ASSISTANCE BY EXPERTS
 A MULTILINGUAL SERVICE



NOW mobile workshop

Technical Specifications

	T15	T25	T32	T36	T40
Parameters	BSIII CRDe	BSIII CRDe	BSIII CRDe	BSIII CRDe	BSIII CRDe
Engine	MDI	NEF	3.3 Ltr TC	3.3 Ltr TC	3.3 Ltr TC
Power HP @ rpm	70 @ 3200	80 @ 3200	115 @ 2800	115 @ 2800	115 @ 2800
Torque Nm @ rpm	200 @ 1400 - 2200	205 @ 1800 - 2200	325 @ 1600 - 2200	325 @ 1600-2200	325 @ 1600-2200
Cubic capacity (cc)	2523	2609	3329	3329	3329
Clutch Dia. (mm)	240	240	280	280	280
Gearbox	Synchromesh	Synchromesh	Synchromesh	Synchromesh	Synchromesh
Make / Type	BD30	BD30	MNT40	MNT40	MNT40
No. of speeds	5 Forward + 1 Reverse				
Steering	Re-circulating Ball & Nut Type - Mechanical		Re-circulating Ball & Nut Type - Power		
Brakes	Dual Circuit Hydraulic Vacuum Assisted		Dual Circuit, S Cam Air Brakes		
Suspension	Semi Elliptical Leaf Spring With Telescopic Shock Absorbers (F&R)				
Frame	Ladder Type C-Section				
Frame dimension (mm)	127 x 76 x 6	171 x 65 x 6	202 x 55 x 6	202 x 55 x 6	202 x 55 x 6
Tyres	7.00 x 16, 14 PR	7.0 x 16, 12 PR	7.5 x16, 16 PR	8.25 x16, 16 PR	8.25 x16, 16 PR
Fuel tank	60	75	120	120	120
Battery (V-Ah)	12V - 75	12V - 75	12V - 100	12V - 100	12V - 100
Alternator (A)	12V - 90	12V - 55	12V - 90	12V - 90	12V - 90
Wheel base (mm)	2654	3320	4200	4800	5260
FOH (mm)	1000	1050	1170	1170	1190
ROH (mm)	1285	1875	2510	2870	3150
Overall length (mm)	4939	6245	7880	8840	9600
Overall width (mm)	2060	2150	2150	2150	2150
Turning circle Dia. (m)	11.7	14	16.9	18.95	21
GVW (kgs)	4450	5440	7855	8785	8785
Warranty	Regular Bus - 1 Year Full Vehicle				
	School Bus - 1+2 Years Warranty For Engine, Gearbox & Rear Axle				



* Standard SMS charges up to ₹ 3/- applicable. Note: In view of our policy of continuously improving our products, we reserve the right to alter specifications or designs without liability. Illustrations and photographs do not necessarily show the vehicle in its standard form. E. & O.E.

* Warranty is applicable only on buses supplied by MTBD under bus code for buses registered as school buses. 1 year standard warranty, 2 years extended on driveline. Please refer to the warranty policy manual for details.

Dealer Stamp



Mahindra & Mahindra Ltd.,
Truck and Bus Division, Marketing Division,
2nd Floor, Mahindra Towers, Worli, Mumbai - 400 018



Corporate: contactmtb@mahindra.com
Customer Care: now24x7@mahindra.com



1800-200-3600 (Toll Free)
NOW 24X7 EXPERT ON CALL



020-2747 3600
NOW 24X7 EXPERT ON CALL



'MTB' to 56767



www.mahindracv.com
www.mahindratruckandbus.com

Mahindra & Mahindra Ltd.,
Truck and Bus Division